

Quarterly Performance Update¹

as of September 30, 2007

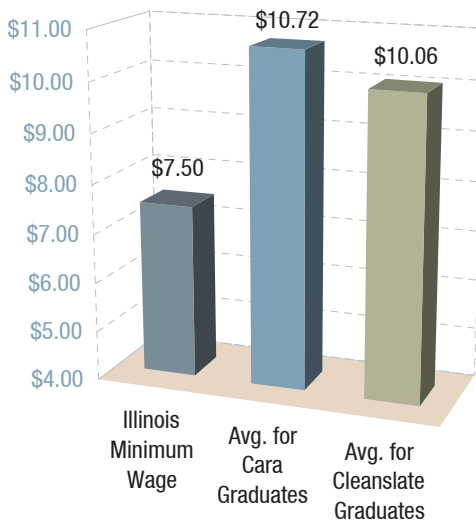
The Cara Program assists motivated homeless and impoverished individuals to transform their lives and achieve real, lasting success.

EMPLOYMENT

Permanent Employment (Year to Date vs. Annual Goal for 2007)

	Placements		Wage		Avg. Hrs. / Wk.		Full Benefits	
	Actual YTD	Goal	Actual YTD	Goal	Actual YTD	Goal	Actual YTD	Goal
Traditional	93	157	\$10.72	\$10.50	37	n/a	89%	100%
Cleanslate	62	78	\$10.05	\$8.50	36	n/a	72%	100%
Cumulative	155	235	\$10.45	n/a	37	n/a	83%	100%

Wage Comparison



Top Employers Year to Date (Permanent Hires)

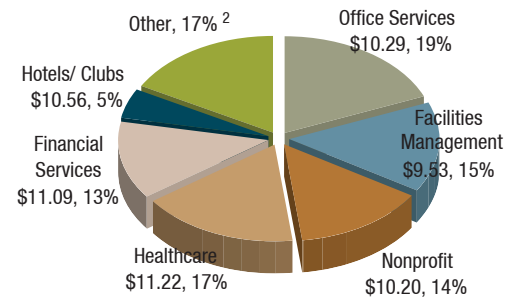
Pitney Bowes Mgt. Svs.	21
ABM Lakeside, Inc.	20
Northwestern Memorial Hosp.	12
JPMorgan Chase & Co.	10
Cleanslate Chicago	6

Employment Facts (for all Cara Graduates, 2006)

Cumulative Hours Worked	328,822
Annualized Earnings	\$3,422,223
Annualized Tax Contributions	\$323,034

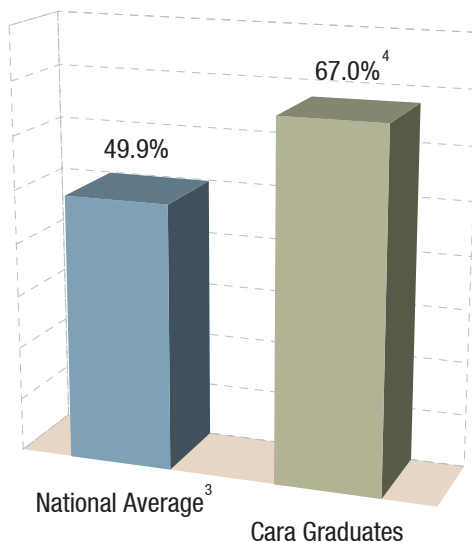
Industries That Employ Cara Graduates

(With Average Wage)

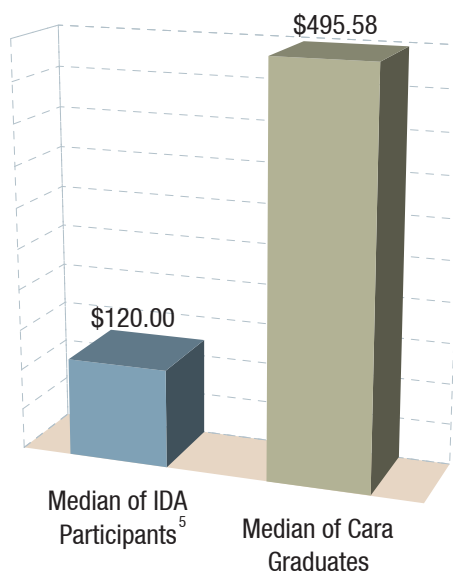


RETENTION & ADVANCEMENT

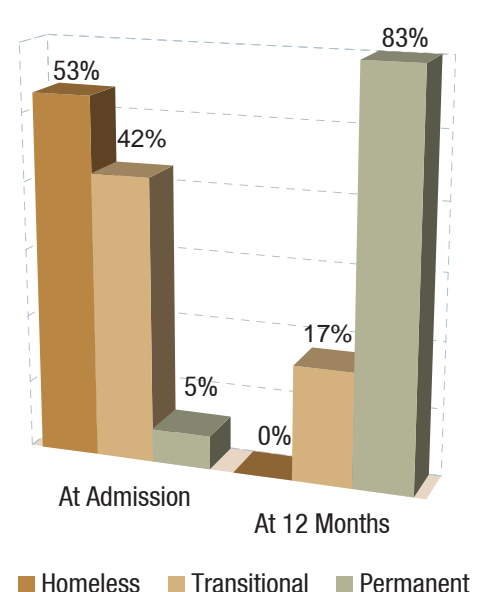
One Year Employment Retention Comparison



Average Annual Savings (before matching payout)



Improvement in Housing Situation⁶



FACTS & FIGURES

Founded:	1991
Total graduates placed in permanent jobs since 1991:	2,059
Number of Cara Employment Partners:	124
Number of Training Partners:	10⁶

STUDENT DEMOGRAPHICS

- 59%** of students are women
- 47%** of students have a conviction
- 31%** of students lack a HS Diploma/ GED

Notes:

¹ This report includes data for The Cara Program as a whole (including our traditional program and also our social enterprise, Cleanslate).

² Other includes: Manufacturing, \$10.31, 3%; Food Service, \$8.10, 3%; Technology, \$19.00, 1%; Consulting, \$20.67, 1%; Transportation, \$9.25, 1%; Labor \$10.00, 1%; Miscellaneous \$11.38, 7%.

³ Data is from Job Openings and Labor Turnover Survey, U.S. Bureau of Labor Statistics. This figure is calculated using data for industries that hire Cara students.

⁴ Retention goal for 2007 is 70%.

⁵ National average median savings through Individual Development Accounts (before match), Washington University in St. Louis.

⁶ Data is for the 12 months ending 12/31/2006.

CLEANSLATE SUMMARY REPORT

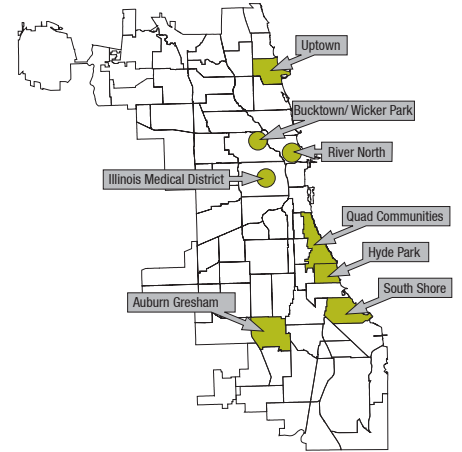
(visit www.cleanslatechicago.org for in-depth reports)

Cleanslate is a neighborhood beautification business providing transitional jobs for students in The Cara Program who face significant obstacles to employment, including criminal records and recent incarceration.

Performance Summary

	Inception	YTD
Productivity		
Bags collected:	77,436	34,726
- Recycling bags:	39,546	15,199
- Garbage bags:	37,890	19,527
Employment		
Total number of transitional jobs:	320	176
Placed in permanent jobs:	134	62

City Wide Operation



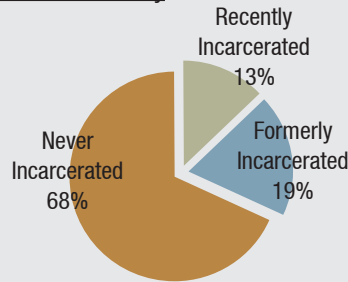
Impact on the Community

Percentage of local business owners who believe Cleanslate has had a favorable impact on their business:

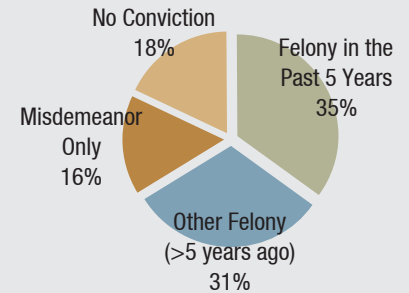
Auburn Gresham	83.9%
Quad Communities	75.5%
Hyde Park	81.5%
Uptown	88.9%
Overall	82.9%

Cleanslate Demographics

Incarceration History



Conviction History*



* 39% of all Cleanslate interns have multiple felonies

Presorted
Standard
U.S. Postage Paid
Villa Park, Illinois
Permit No. 121

Quarterly Update Enclosed

THE CARA PROGRAM

703 west montrose
chicago, illinois 60661
p: 312-798-3300
w: thecaraprogram.org